

**THE HIVE PROJECT**

**BADGE BOOK**

**AUTUMN Y3**


**#TheHiveProject**

## What is it?

This new badge book is an incredible opportunity for you to have a go at lots of new things out of school that you can do by yourself, with your families and with your friends. The more activities you complete each term, the more badges you will be able to collect!

## How does it work?

- 1) On each badge, there are instructions for you to follow to be able to complete them.
- 2) Once you have completed a challenge you will just need for you or an adult to simply upload your evidence to Tapestry or share with our social media platforms! You will have 2 terms to complete the badges so don't rush.



## How do I get my badges?

To get your **bronze** badge, you must complete **1 badge** from each of the sections in this booklet.



To get your **silver** badge, you must complete **1 badge** from each of the sections of the booklet, plus 2 more of your choice.




To get your **gold** badge, you must complete **every badge** from all of the sections of the booklet.



Follow us  
on Twitter  
@BirchwoodJunior



Like us on  
Facebook  
Birchwood Junior

<b>Autumn Fitness &amp; Wellbeing</b>	<b>The Year 3 Badge</b>	<b>How do I get it? You must:</b>	<b>Achieved?</b> (Must be stamped by teacher)
	<p style="text-align: center;"><b>Health &amp; fitness</b></p> 	<p>-Create a fitness circuit in your house/garden with 5 different stations and have a go.</p> <p>-Perform this circuit at least once a week for 5 weeks. Each time, set a clock or phone alarm to 15 minutes and record each week how many times you get round the circuit. The more you do it, the more times you will get round!</p> <p>-Get someone in your family to do the circuit with you at least once, then take some photos then add them to twitter with #TheHiveProject and we will make sure you get a shout out on the school page!</p> <p>-Design a poster on why people should exercise, with information on why children and adults need to keep fit. Inspire them with your facts and drawings and upload to Tapestry</p>	
	<p style="text-align: center;"><b>Clubs &amp; hobbies</b></p> 	<p>-Sign up to one of the lunchtime or afterschool clubs that are available at school and attend at least 4 of the clubs over the term</p> <p>-Create a video on why you've enjoyed it and some of the rules of the club that you have joined and upload it to tapestry.</p>	

# Autumn Reasoning & Problem Solving



## Measurement




### The Rainfall Challenge!

Find a plastic measuring jug and ask permission to leave it outside. Every day, go out and check how much rainfall there has been and record it every day for a month.

Did you choose to record the rainfall in ml or litres? Explain why in your rainfall record and upload your results to Tapestry.

## Movement & Direction

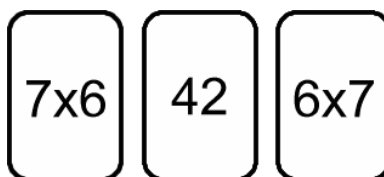


### Snap!

Make a pack of 24 cards out of paper. On 12 cards, write the times table you are learning and on the others, write an answer to a times table.

Game rules: every time a question and an answer match- the first person to shout snap gets all the cards on the pile!

Split the pack into two or three piles and play times table snap at least 2 times per week for a month.



Show photos or videos of you playing your game to Tapestry.

## Autumn Life Skills



## Computer Safety



-Find out what SMART means and why it is important for internet safety. Create a story about someone who doesn't stay safe on the internet and make sure there is a happy ending and upload to Tapestry.

-Create a video or a poster about how to stay safe online and why it is important and then upload to Tapestry.

-Find out about cyber bullying. What is it and how can you make sure it doesn't happen at Birchwood? Create a video or a poster about cyber bullying and upload to Tapestry.

## Bike safety



-Learn about the importance of wearing a helmet. Design a helmet that you would want to wear and label all the safety features and upload a photo of this to Tapestry.

-Create a video about 5 rules you must always do when you are riding a bike and why these must be followed. Upload these to Tapestry.

-Show either photos or videos of you wearing your helmet on 3 different occasions on your bike on Tapestry.

## Autumn Community Spirit



## Environment Hero



-Find out about the difference between recyclable and non-recyclable items. Send a photo of the 2 separate piles that you have collected to help save the environment on Tapestry or to our social medias with #TheHiveProject

-Find out about how to save water and electricity in your house and at school. Upload a video to Tapestry about how, over 1 month, you have saved energy

## Disability Awareness



-Learn all about British Sign Language. Explain why people need sign language and how it helps via a video on Tapestry.

-Learn your first name in British Sign Language. Upload a video of yourself doing it this as well as:

-Learn 5 things:  
Good morning  
Please and thank you  
Are you okay?  
My name is....  
I am \_\_\_\_ years old.

-Play a game in your house using no sound and upload a video explaining how hard it was!

Here at Birchwood Junior School and across the Forest Skies Federation, we really want our children to:

Help Nurture Aspirations of all its pupils to help them  
'Take off and fly'.

By completing this badge book, we hope that the children will be able to do all these 3 things and much, much more.

Whilst completing the tasks our pupils are encouraged to use their DREAM BIG powers both inside and outside of school.

The more badges that our children receive, the more leadership opportunities they will have in school. This will include applying for some of our amazing roles which we have on offer, including:

- Sports Ambassadors
- School Councilors
  - Librarians
- Forest Eco Warriors
  - Mini Police
- The Forest Gardeners

So please enjoy and, most importantly, **have fun** completing these badges. Any questions about this, please contact Mr Money or Miss Burgess via Tapestry who will happily help out with any issues 😊





**Birchwood**  
JUNIOR SCHOOL



Check out our website and our social media channels for more information and share your work with the **#TheHiveProject**



**Follow us  
on Twitter**  
@BirchwoodJunior



**Like us on  
Facebook**  
Birchwood Junior