

Reports powered by...

Perspective



# Lincoln Birchwood Junior School



**Birchwood**  
JUNIOR SCHOOL



**RSE Policy Parent Survey 14/06/2022**

Created on 14/06/2022

Printed by Matthew Davies

## Introduction

---

Perspective surveys are an opportunity to find out how a group of people perceive things that relate to your school or centre.

The following pages contain the results of your survey. Use this report to help you understand peoples perceptions and develop your school or centre to cater for or improve these perceptions.

## The Survey

---

The survey was active between 15/05/2022 – 23/05/2022 and was answered anonymously.

The survey asks a series of questions which the person must rate. The ratings are as follows:

1. Yes
2. No
3. Not Sure

## The Report

---

This report is broken down into several sections:

- **Survey Response**

This is an overview of how people responded to your survey.

- **Feedback Summary**

This section gives an overall look at the survey answers.

- **Detailed Feedback**

This section details answers given to each question.

### **Important note regarding this report:**

Reports from surveys contain all the collated feedback from all respondents excepting the following:

Where a survey response contains offensive language, or information that breaches confidentiality/privacy, or information that endangers others, or information that might identify specific children, and where this is detected by automated processes in the software or by quality review, then these responses will be omitted from the survey report.

## Survey Responses

---

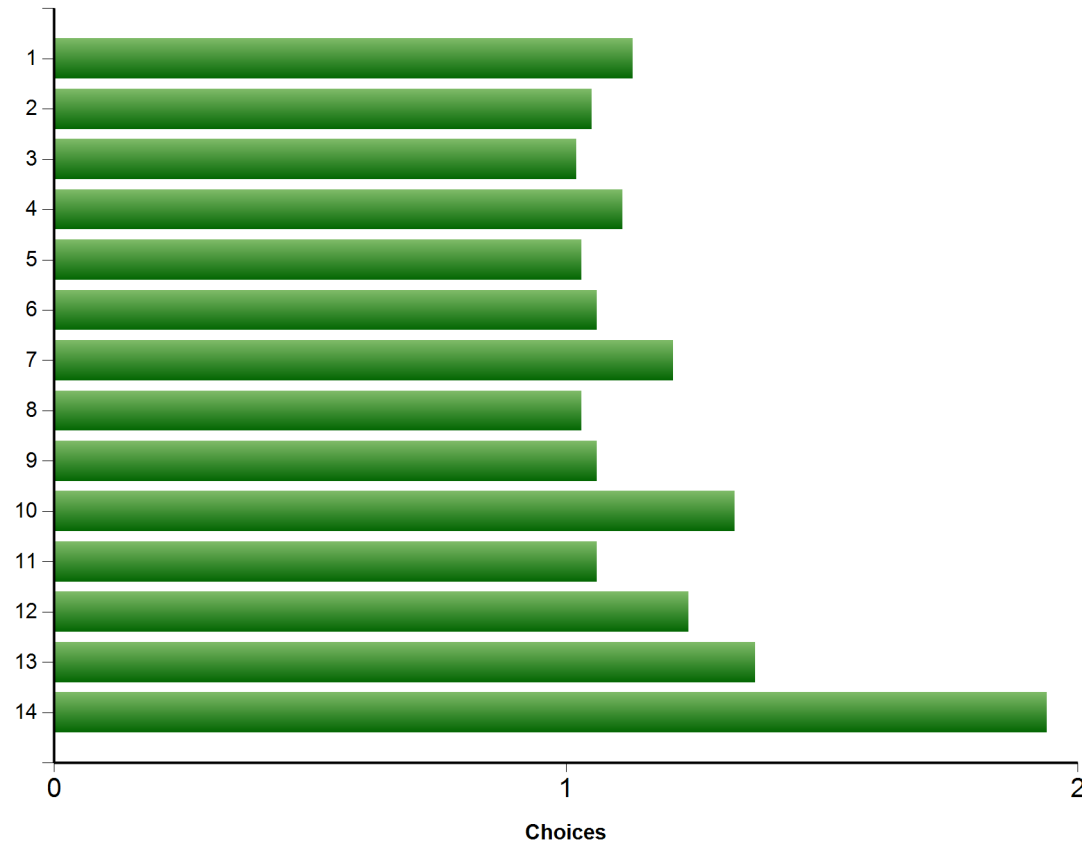
This table gives an overview of the amount of responses you have received.

| Distributed To | Completed Questionnaire |
|----------------|-------------------------|
| 159            | 62                      |

# Feedback Summary

Here is a graph representing the average user response for each question

| Question | Response |    |    | Average |
|----------|----------|----|----|---------|
|          | 1        | 2  | 3  |         |
| 1        | 58       | 2  | 3  | 1.13    |
| 2        | 61       | 1  | 1  | 1.05    |
| 3        | 62       | 1  | 0  | 1.02    |
| 4        | 59       | 1  | 3  | 1.11    |
| 5        | 62       | 0  | 1  | 1.03    |
| 6        | 61       | 0  | 2  | 1.06    |
| 7        | 54       | 5  | 4  | 1.21    |
| 8        | 62       | 0  | 1  | 1.03    |
| 9        | 60       | 2  | 1  | 1.06    |
| 10       | 52       | 1  | 10 | 1.33    |
| 11       | 60       | 0  | 2  | 1.06    |
| 12       | 55       | 1  | 7  | 1.24    |
| 13       | 49       | 5  | 9  | 1.37    |
| 14       | 11       | 45 | 7  | 1.94    |

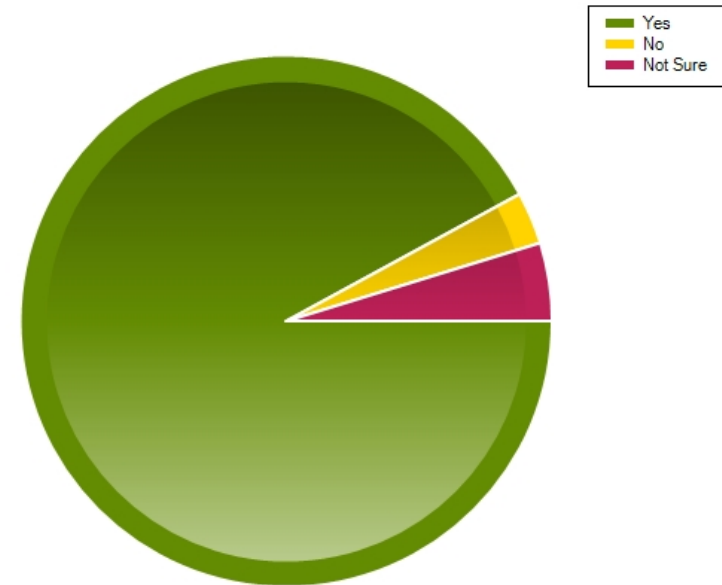
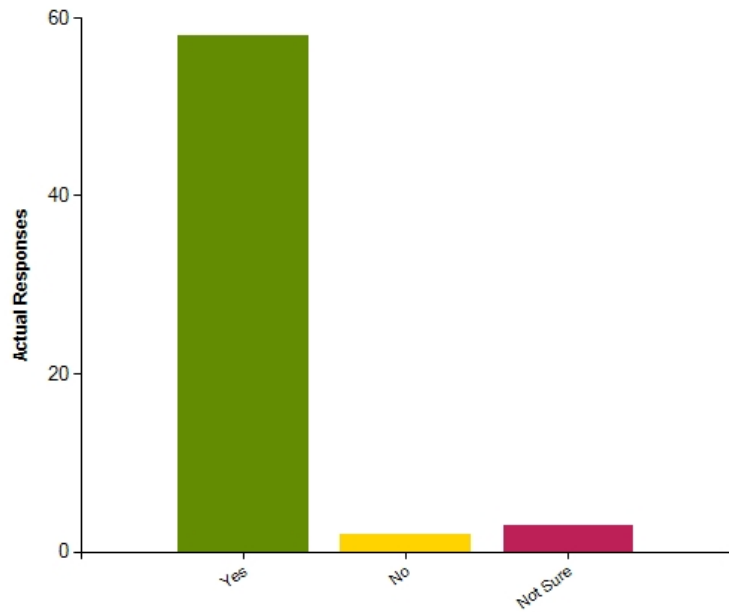


# Questions

**Question :** Pupils should be taught about different relationships, such as friendships, family and loving relationships.

|                            | Yes   | No   | Not Sure |
|----------------------------|-------|------|----------|
| <b>No. Of Responses</b>    | 58    | 2    | 3        |
| <b>Response Percentage</b> | 92.06 | 3.17 | 4.76     |

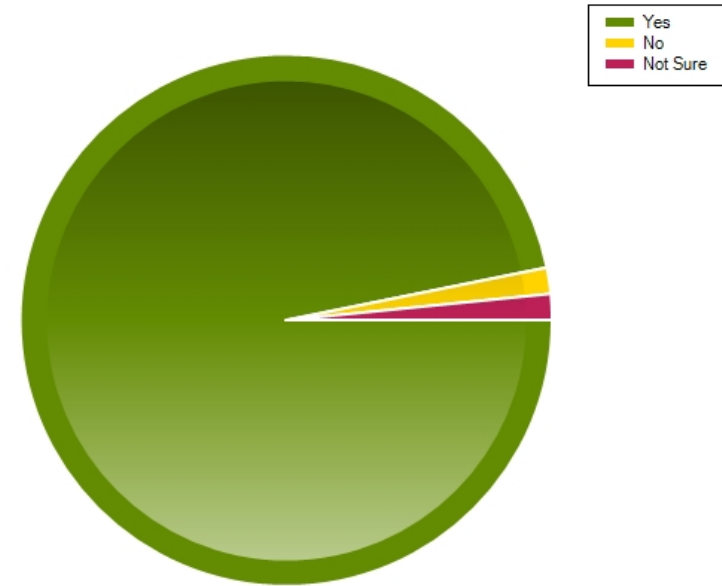
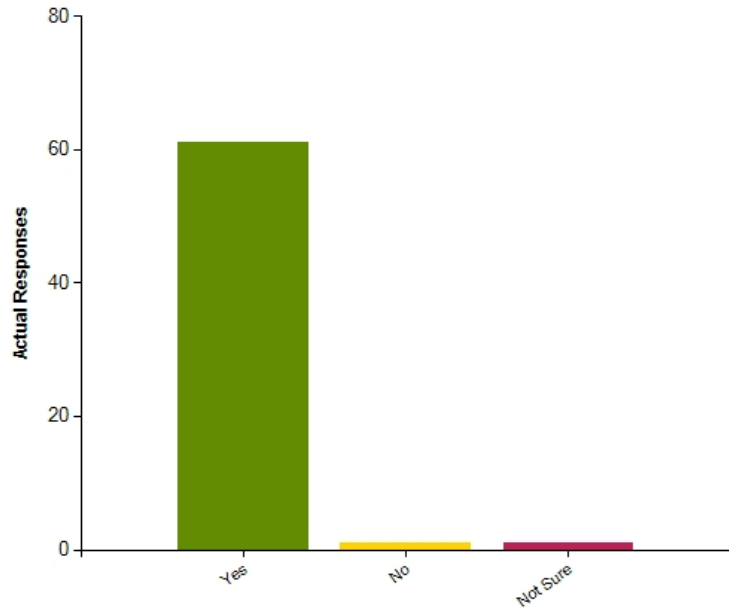
|                              |      |
|------------------------------|------|
| <b>Average Response</b>      | 1.13 |
| <b>Most Popular Response</b> | Yes  |



**Question :** Pupils should be taught in an age appropriate way about boundaries. They should understand their own boundaries and those of others in play.

|                            | Yes   | No   | Not Sure |
|----------------------------|-------|------|----------|
| <b>No. Of Responses</b>    | 61    | 1    | 1        |
| <b>Response Percentage</b> | 96.83 | 1.59 | 1.59     |

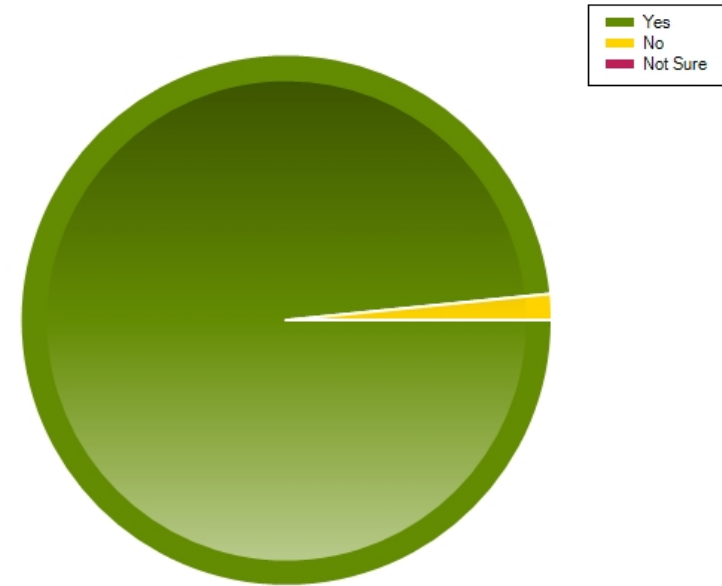
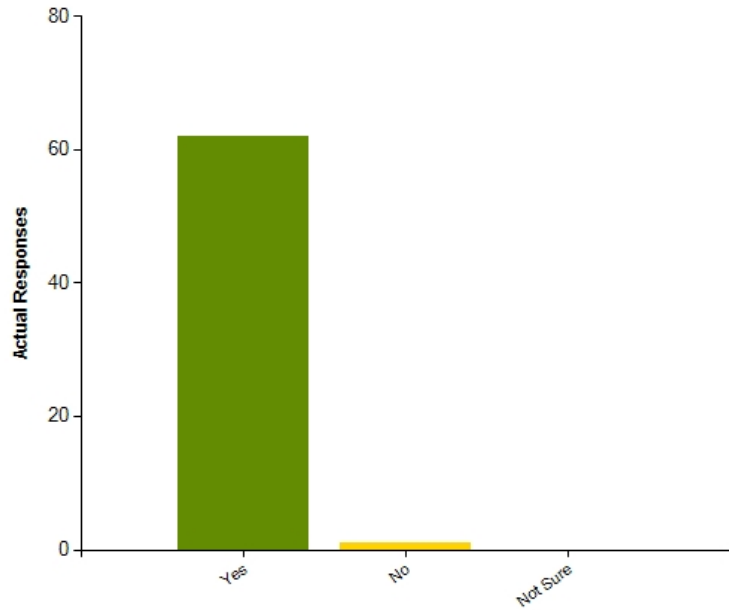
|                              |      |
|------------------------------|------|
| <b>Average Response</b>      | 1.05 |
| <b>Most Popular Response</b> | Yes  |



**Question :** Pupils should be taught that not all families are the same, i.e. Single parent families, LGBTQ parents, adoptive parents, foster parents.

|                            | Yes   | No   | Not Sure |
|----------------------------|-------|------|----------|
| <b>No. Of Responses</b>    | 62    | 1    | 0        |
| <b>Response Percentage</b> | 98.41 | 1.59 | 0        |

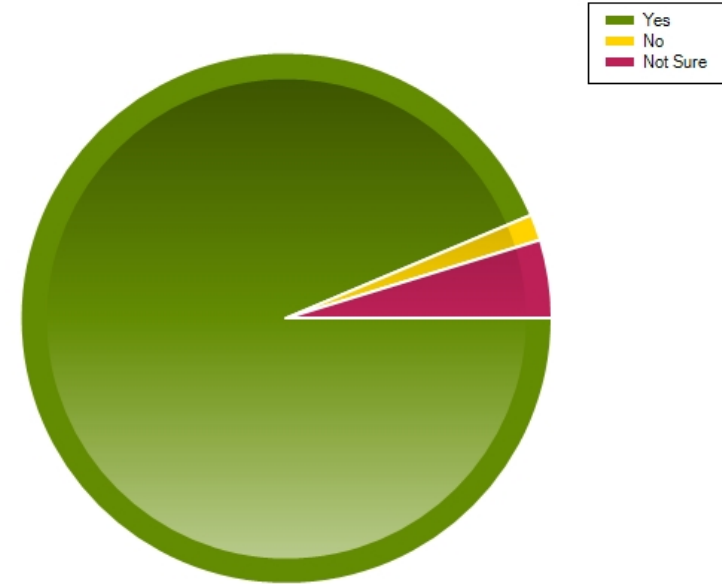
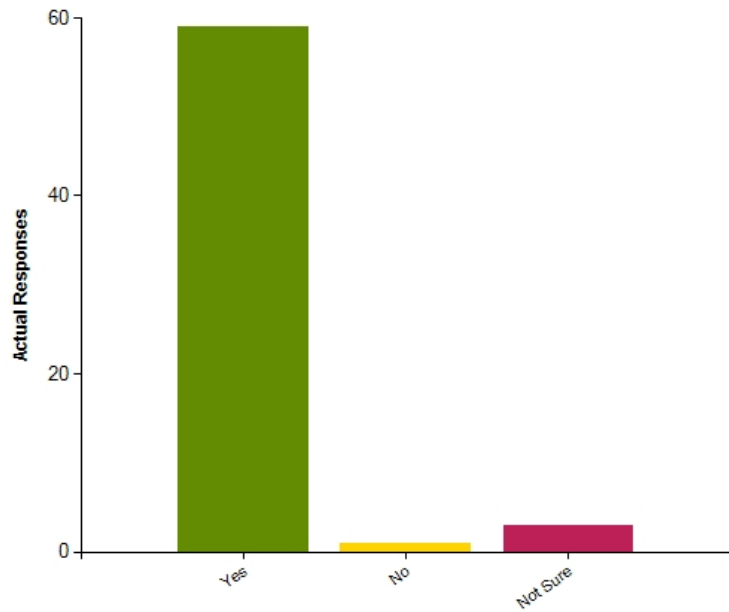
|                              |      |
|------------------------------|------|
| <b>Average Response</b>      | 1.02 |
| <b>Most Popular Response</b> | Yes  |



**Question :** Through Relationships and Sex Education, schools should teach pupils the knowledge they need to recognise and report abuse, including emotional, physical and sexual abuse.

|                            | Yes   | No   | Not Sure |
|----------------------------|-------|------|----------|
| <b>No. Of Responses</b>    | 59    | 1    | 3        |
| <b>Response Percentage</b> | 93.65 | 1.59 | 4.76     |

|                              |      |
|------------------------------|------|
| <b>Average Response</b>      | 1.11 |
| <b>Most Popular Response</b> | Yes  |

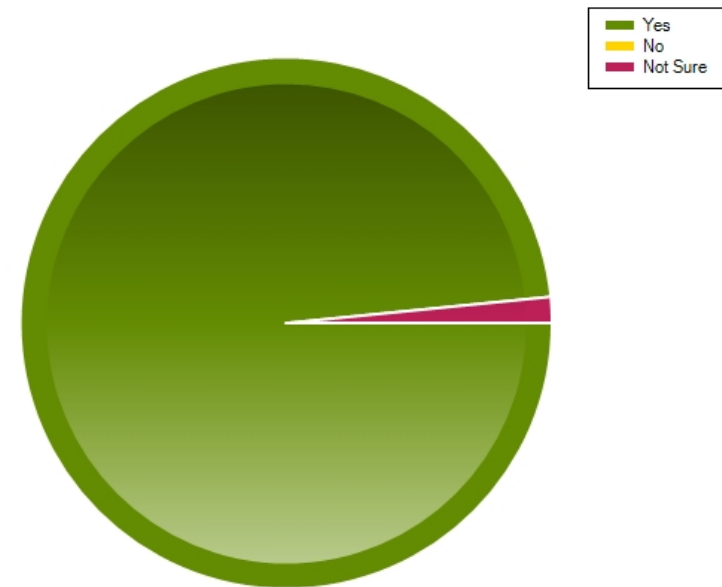
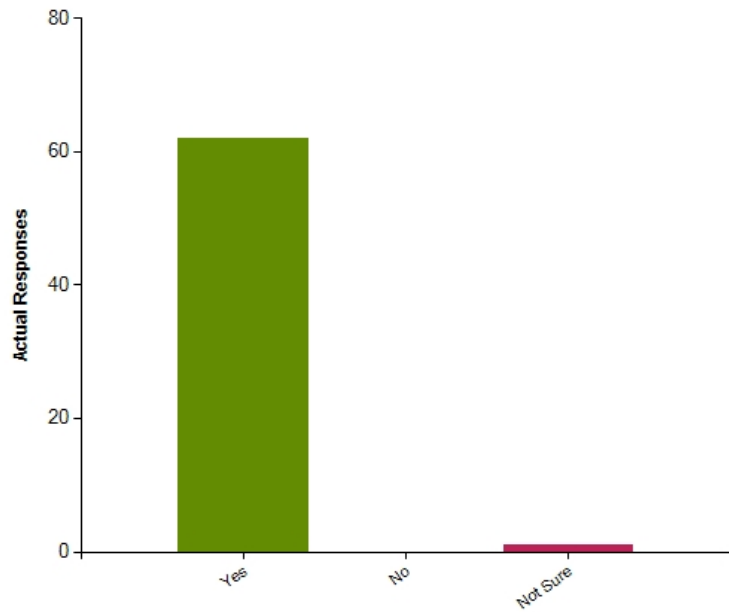




**Question :** Pupils should be taught about online relationships, how to behave online and the potential risks involved.

|                            | Yes   | No | Not Sure |
|----------------------------|-------|----|----------|
| <b>No. Of Responses</b>    | 62    | 0  | 1        |
| <b>Response Percentage</b> | 98.41 | 0  | 1.59     |

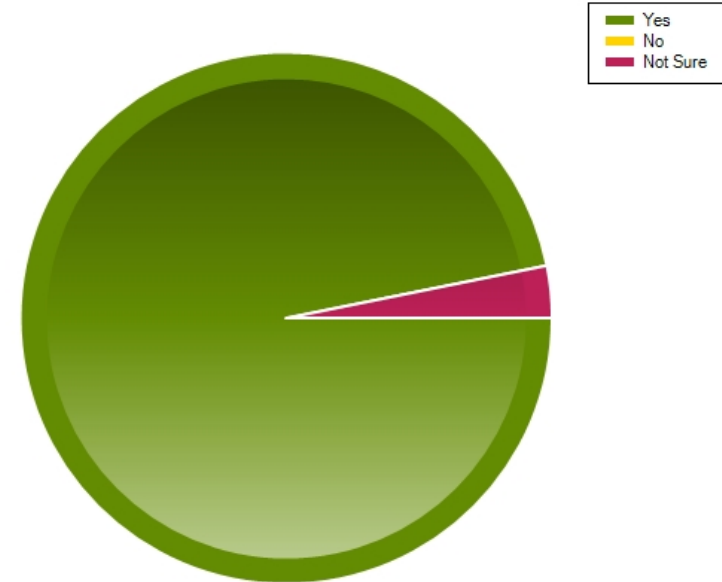
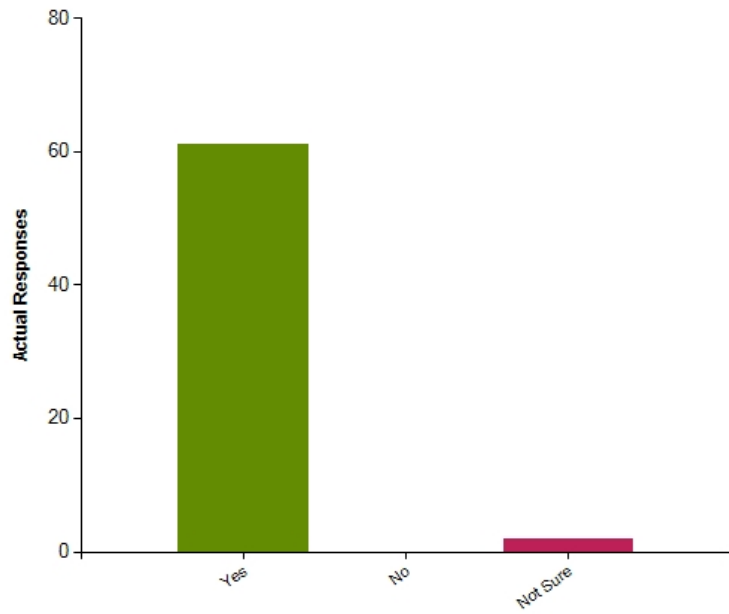
|                              |      |
|------------------------------|------|
| <b>Average Response</b>      | 1.03 |
| <b>Most Popular Response</b> | Yes  |



**Question :** Pupils should be taught how to be safe in all aspects of life.

|                            | Yes   | No | Not Sure |
|----------------------------|-------|----|----------|
| <b>No. Of Responses</b>    | 61    | 0  | 2        |
| <b>Response Percentage</b> | 96.83 | 0  | 3.17     |

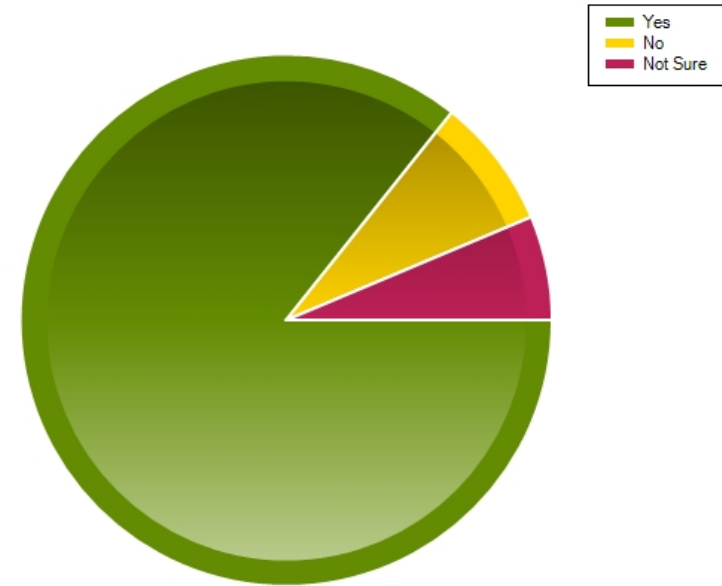
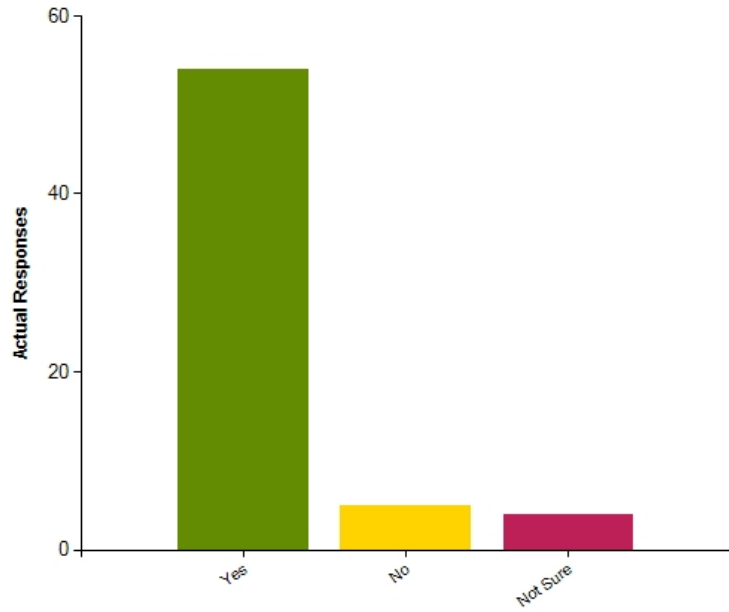
|                              |      |
|------------------------------|------|
| <b>Average Response</b>      | 1.06 |
| <b>Most Popular Response</b> | Yes  |



**Question :** Sex Education is important for all pupils.

|                            | Yes   | No   | Not Sure |
|----------------------------|-------|------|----------|
| <b>No. Of Responses</b>    | 54    | 5    | 4        |
| <b>Response Percentage</b> | 85.71 | 7.94 | 6.35     |

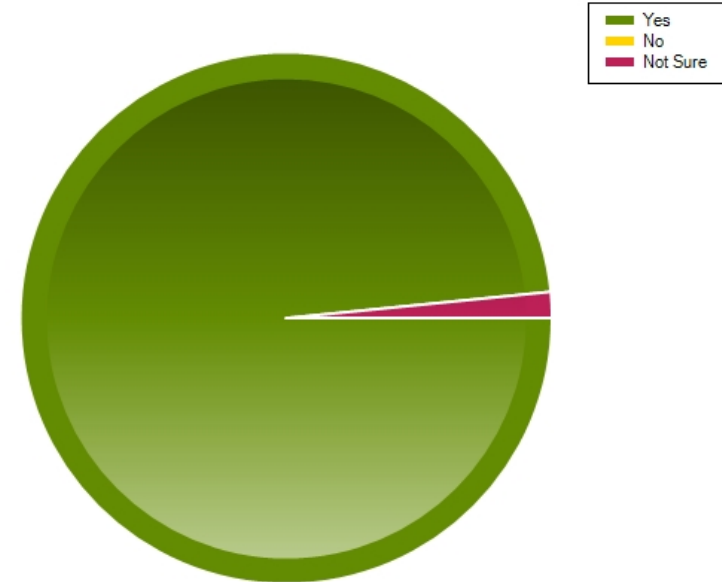
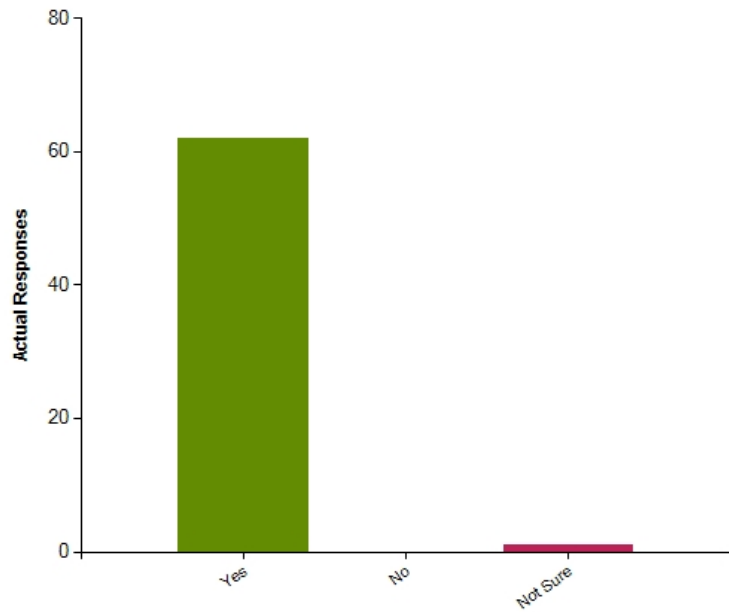
|                              |      |
|------------------------------|------|
| <b>Average Response</b>      | 1.21 |
| <b>Most Popular Response</b> | Yes  |



**Question :** Pupils should be taught about mental health and well being. How to recognise emotions and where to seek support.

|                            | Yes   | No | Not Sure |
|----------------------------|-------|----|----------|
| <b>No. Of Responses</b>    | 62    | 0  | 1        |
| <b>Response Percentage</b> | 98.41 | 0  | 1.59     |

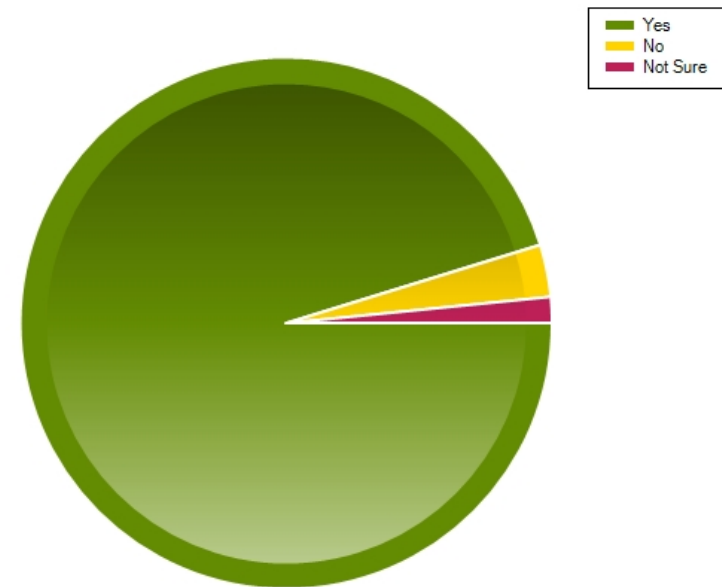
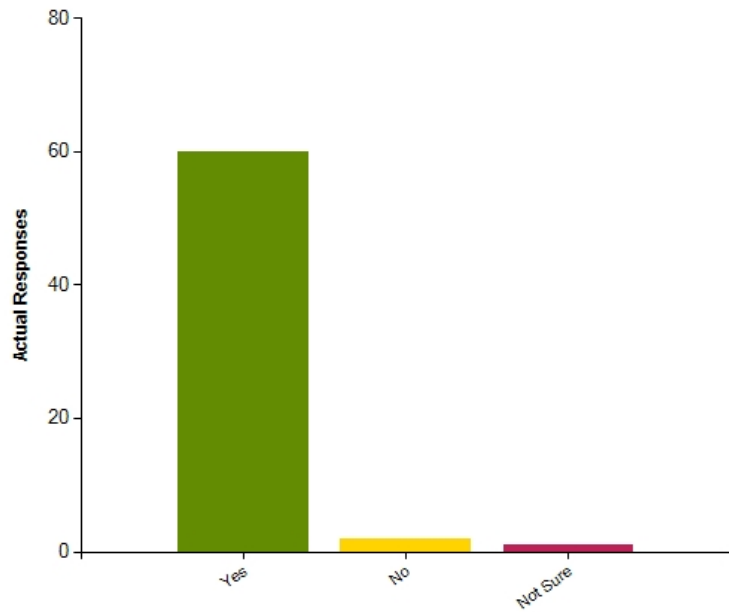
|                              |      |
|------------------------------|------|
| <b>Average Response</b>      | 1.03 |
| <b>Most Popular Response</b> | Yes  |



**Question :** Pupils should be taught about healthy lifestyles and healthy eating.

|                            | Yes   | No   | Not Sure |
|----------------------------|-------|------|----------|
| <b>No. Of Responses</b>    | 60    | 2    | 1        |
| <b>Response Percentage</b> | 95.24 | 3.17 | 1.59     |

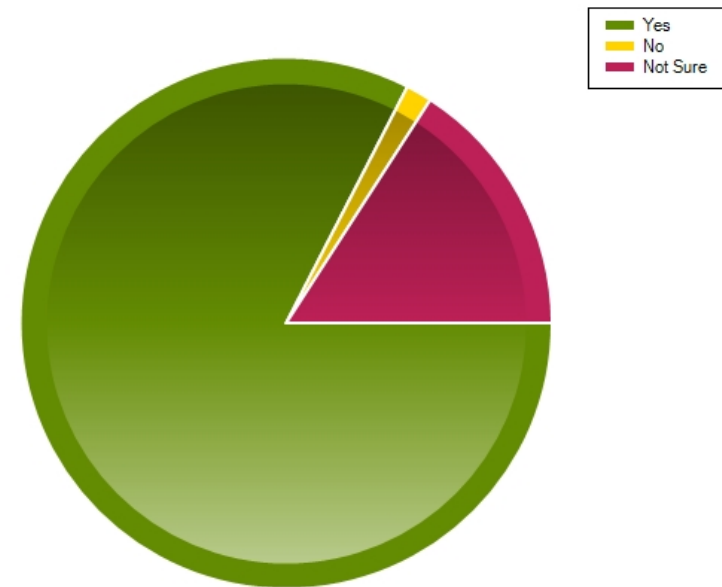
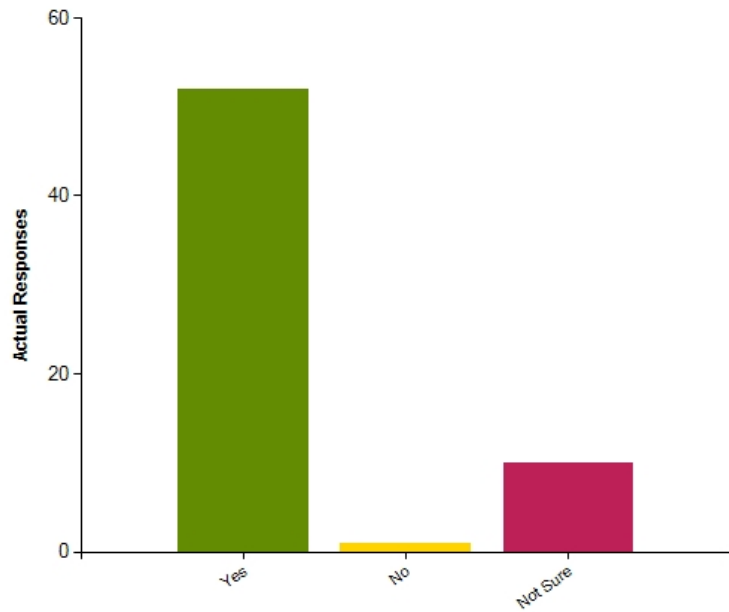
|                              |      |
|------------------------------|------|
| <b>Average Response</b>      | 1.06 |
| <b>Most Popular Response</b> | Yes  |



**Question :** Pupils should be taught about drugs and alcohol.

|                            | Yes   | No   | Not Sure |
|----------------------------|-------|------|----------|
| <b>No. Of Responses</b>    | 52    | 1    | 10       |
| <b>Response Percentage</b> | 82.54 | 1.59 | 15.87    |

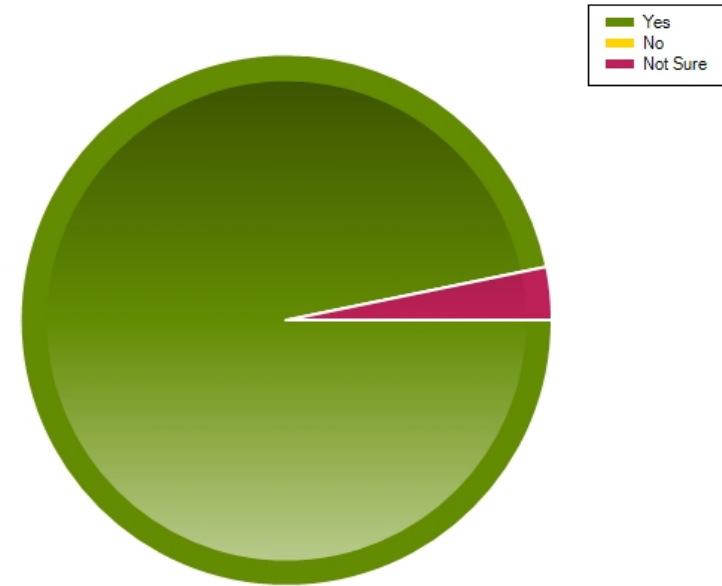
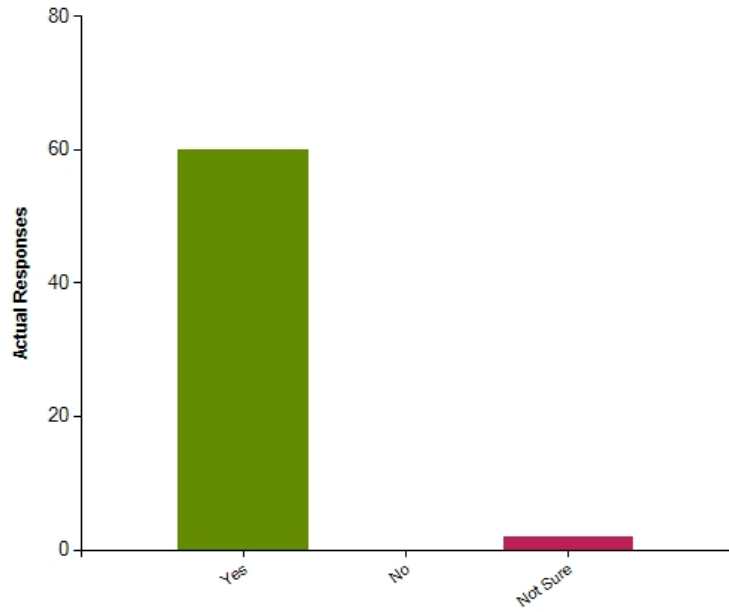
|                              |      |
|------------------------------|------|
| <b>Average Response</b>      | 1.33 |
| <b>Most Popular Response</b> | Yes  |



**Question :** Pupils should be taught basic first aid.

|                            | Yes   | No | Not Sure |
|----------------------------|-------|----|----------|
| <b>No. Of Responses</b>    | 60    | 0  | 2        |
| <b>Response Percentage</b> | 96.77 | 0  | 3.23     |

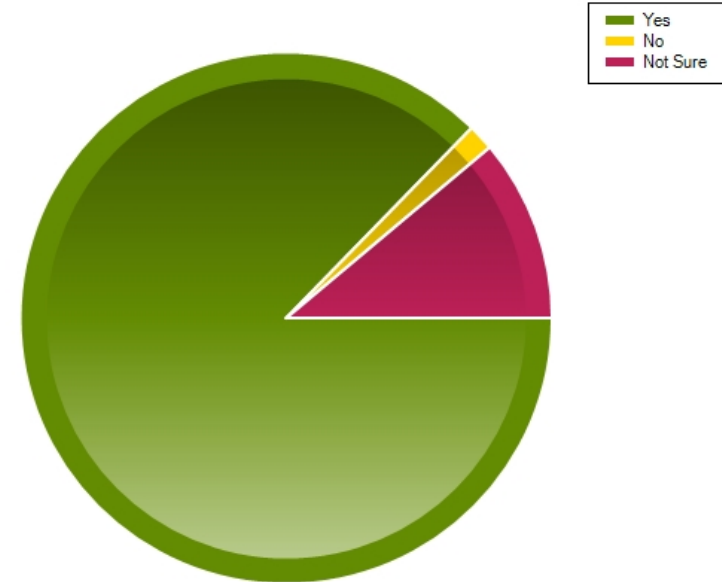
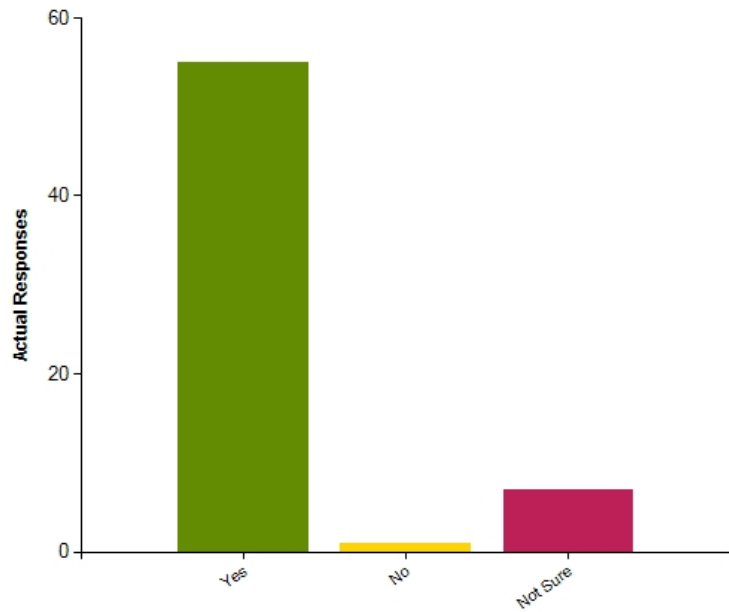
|                              |      |
|------------------------------|------|
| <b>Average Response</b>      | 1.06 |
| <b>Most Popular Response</b> | Yes  |



**Question :** Pupils should be taught in KS2 about puberty and the changing adolescent body.

|                            | Yes  | No   | Not Sure |
|----------------------------|------|------|----------|
| <b>No. Of Responses</b>    | 55   | 1    | 7        |
| <b>Response Percentage</b> | 87.3 | 1.59 | 11.11    |

|                              |      |
|------------------------------|------|
| <b>Average Response</b>      | 1.24 |
| <b>Most Popular Response</b> | Yes  |

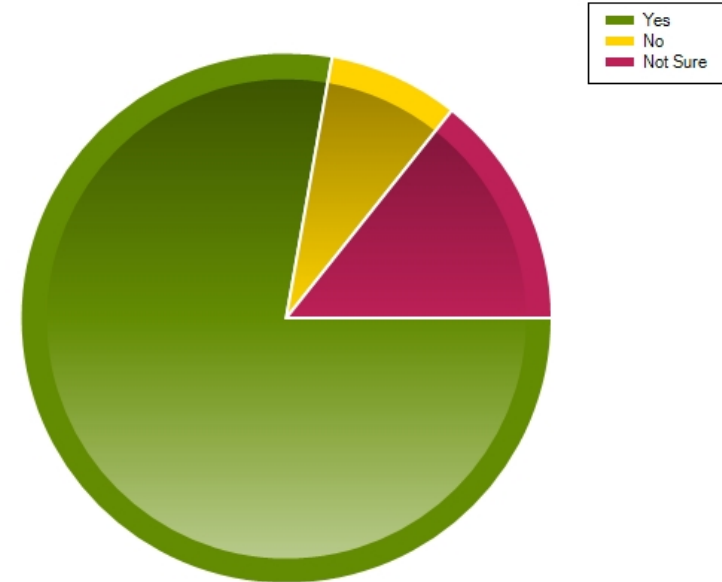
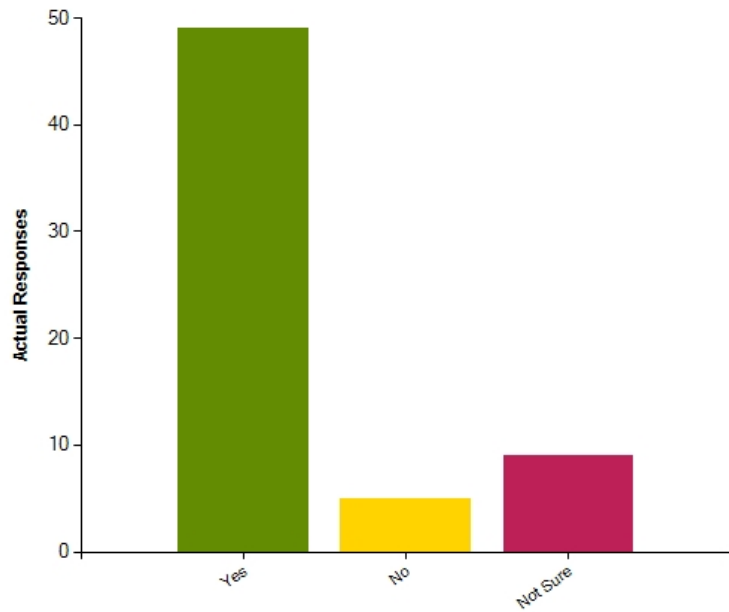




**Question :** Pupils should be taught the anatomical terminology for all parts of the body from Reception.

|                            | Yes   | No   | Not Sure |
|----------------------------|-------|------|----------|
| <b>No. Of Responses</b>    | 49    | 5    | 9        |
| <b>Response Percentage</b> | 77.78 | 7.94 | 14.29    |

|                              |      |
|------------------------------|------|
| <b>Average Response</b>      | 1.37 |
| <b>Most Popular Response</b> | Yes  |



**Question :** I feel that I would withdraw my child from sex education.

|                            | Yes   | No    | Not Sure |
|----------------------------|-------|-------|----------|
| <b>No. Of Responses</b>    | 11    | 45    | 7        |
| <b>Response Percentage</b> | 17.46 | 71.43 | 11.11    |

|                              |      |
|------------------------------|------|
| <b>Average Response</b>      | 1.94 |
| <b>Most Popular Response</b> | No   |

